

PRACHT®
ECO LINE



ECO LINE

ECONOMIC. EASY. EFFICIENT.

LIGHT UP

YOUR

DAILY LIFE

ECO LINE


LIGHT FOR EVERYDAY LIFE

ECONOMIC. EASY. EFFICIENT.

MULTI-
STOREY CAR
PARK



GARAGE



- UNBEATABLE PRICE - PERFORMANCE RATIO
- 1:1 REPLACEMENT
- IMMEDIATELY AVAILABLE FROM STOCK
- QUICK AND EASY INSTALLATION

WORKSHOP



ENERGY SAVING POTENTIAL
CALCULATION EXAMPLE LUNA ECO, ART. NO. 5221015, 6000 LM

	CONVENTIONAL FLUORESCENT LAMP	LUNA ECO
TECHNOLOGY	T8	LED
LUMINAIRE OUTPUT IN W	128	39
NUMBER OF LUMINAIRES	100	100
SYSTEM OUTPUT IN W	12800	3900
ENERGY COSTS PER KWH	0,40 €	0,40 €
SWITCH-ON TIME DAY IN H	10	10
WORKING DAYS PER WEEK	5	5
WORKING DAYS PER YEAR	230	230
ENERGY COSTS PER MONTH	981,33 €	299,00 €
ENERGY COSTS PER YEAR	11.776,00 €	3.588,00 €
ENERGY SAVINGS PER YEAR		8900 kWh
COST SAVINGS PER YEAR		8.188,00 €



NOT EVERY DAMP ROOM IS EXTREME

Efficient luminaires for quick and easy installation in industrial or domestic surroundings. Wherever one needs simply good light the ECO LINE from PRACHT is the number one choice. In the basic segment, the new ECO LINE combines excellent value for money with high-quality LED lighting solutions from the brand manufacturer PRACHT. It provides good light for use in areas such as garages, workshops, basements, warehouses and ancillary rooms, is immediately available and the ideal 1:1 replacement for fluorescent lamps.

LUNA ECO




FULL-LED DIFFUSER LUMINAIRE




HOUSING Polycarbonate, impact-resistant, IK 08, with integrated LED unit.
LAMP COVER Opalised polycarbonate, impact-resistant, IK 08.
SEALS Non-ageing silicone seals.
ELECTRICAL COMPONENTS High-performance LED, LED converter.
ASSEMBLY Variable mounting distances thanks to the PRACHT CLAMPING SYSTEM.
Suitable for ceiling, wall, pendant and rail mounting.
AREAS OF APPLICATION Parking garages, basements, workshops, 1:1 FL replacement.

Single luminaire, colour temperature 4000 K, R _a >80, IP65					
Output	Light distribution	Luminous flux	Art. no.	Length	Efficiency
1x28 W	120° wide	3400 lm	5221004	1285 mm	121 lm/W
1x39 W	120° wide	4700 lm	5221005	1585 mm	120 lm/W
1x39 W	120° wide	6000 lm	5221015	1585 mm	154 lm/W


ACCESSORIES	
Through-wiring	Art. no.
Set for LUNA ECO / LUNA SENSOR / LUNA RETRO 3x1,5mm² 1,2m	5552134
Set for LUNA ECO / LUNA SENSOR / LUNA RETRO 3x1,5mm² 1,5m	5552137



Protection class I according to EN 60598
Ingress Protection IP65
AC 220-240 V 50/60 Hz



FURTHER INFORMATION



SERVICE CENTER

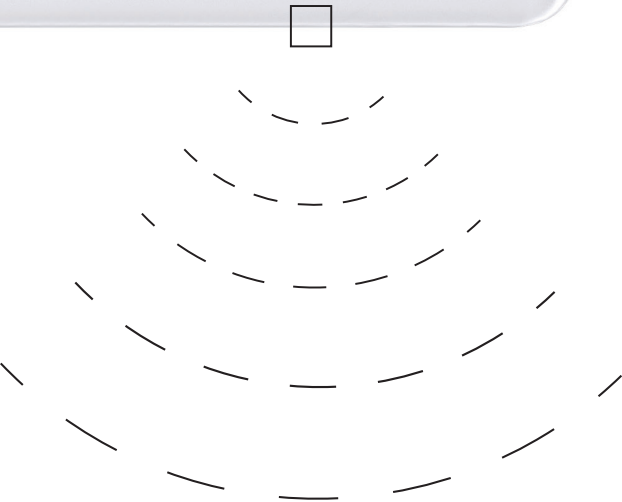
LUNA ECO SENSOR

FULL LED DIFFUSER LUMINAIRE WITH HF SENSOR

THE BEST LIGHT - THEN WHEN YOU NEED IT

Wherever light is only needed briefly or when there is a presence the LUNA ECO SENSOR pays off. In storage corridors, garage, cellar, carport, side rooms, etc.

- The luminaire comes on when there is movement – without activating a switch
- The luminaire switches off automatically after the adjustable run-on time
- The light is no longer left on accidentally
- Control/Duplication function, compatible with the LUNA ECO
- Save energy easily and conveniently with LUNA ECO SENSOR



- HF-SENSOR**
- Detection range Ø 6 m
 - DIP switch for setting detection range, hold time and sensitivity (lux)
 - CE approved

Single luminaire with HF sensor *, colour temperature 4000 K, R _a >80, IP65					
Output	Light distribution	Luminous flux	Art. no.	Length	Efficiency
1x28W	120° wide	3400 lm	5221104	1285 mm	121 lm/W
1x39W	120° wide	4700 lm	5221105	1585 mm	120 lm/W
1x39W	120° wide	6000 lm	5221115	1585 mm	154 lm/W

* Scheme does not correspond to the actual placement



AC 220-240 V 50/60 Hz



STAY TUNED WITH ALL NEW PRODUCTS:
CLICK HERE TO SUBSCRIBE TO OUR NEWSLETTER

LUNA RETRO SET

LAMP HOUSING INCLUDING PACHT LED LUMINAIRE



1 UNPACK - ALL FROM ONE BOX

The patented lamp holder allows space-saving packaging of the luminaire housing and PRACHT LED.

2 ASSEMBLE AND CONNECT

Light sources from PRACHT offer an excellent price-performance ratio. Generous mounting space. Through-wiring optionally available

3 PLUG IN THE TUBE - SWITCH ON & SAVE MONEY.

Durable, good light for everyday use, with a sturdy PC-cover.

3 EASY STEPS FOR 1:1 REPLACEMENT

Single luminaire, colour temperature 4000 K, R_a>80, IP65

Output	Light distribution	Luminous flux	Art. no.	Length	Efficiency
1x17W	165° wide	2500 lm*	5212204	1285 mm	138 lm/W*
1x23W	165° wide	3500 lm*	5212205	1585 mm	145 lm/W*

ACCESSORIES


Through-wiring	Art. no.
Set für LUNA ECO / LUNA SENSOR / LUNA RETRO 3x1.5mm² 1.2m	5552133
Set für LUNA ECO / LUNA SENSOR / LUNA RETRO 3x1.5mm² 1.5m	5552136

* The specifications refer to the LED tube.
** The specifications apply for the LUNA RETRO SET & RETRO HOUSING



THE RETRO HOUSING

EMPTY HOUSING FOR INSERTING LED TUBES



**** HOUSING** Polycarbonate, impact resistant, IK08.
LAMP COVER Polycarbonate
SEALS Non-ageing silicone seals.
ASSEMBLY Variable mounting distances thanks to the PRACHT CLAMPING SYSTEM. Suitable for ceiling, wall, pendant and rail mounting.
AREAS OF APPLICATION Parking garages, basements, workshops, 1:1 FL replacement.

RETRO HOUSING without light source

Output	Art. no.	Length
max. 1x25 W	5212104	1284 mm
max. 1x32 W	5212305	1584 mm

ACCESSORIES

Through-wiring	Art. no.
Set für LUNA ECO / LUNA SENSOR / LUNA RETRO 3x1.5mm² 1.2m	5552133
Set für LUNA ECO / LUNA SENSOR / LUNA RETRO 3x1.5mm² 1.5m	5552136



NEWS
2024

KATLA ECO

FULL-LED PROFILE LIGHT



FROM EVERYDAY TO EXTREME – FOR EVERY
THE RIGHT SEGMENT FOR EVERY REQUIREMENT

ECO LINE

BASIC LINE

PRO LINE

FOR EVERYDAY LIFE

Inexpensive & quickly assembled

FOR PROFESSIONALS

Industrial quality with 5 year PRACHT guarantee

FOR THE EXTREME

Customized solutions & highest requirements

HOUSING Polycarbonate, impact-resistant, IK 07, with integrated LED unit.

LAMP COVER Opalised polycarbonate (PCO), 135° wide-beam

SEALS Short, non-ageing silicone seals.

ELECTRICAL COMPONENTS Replaceable High-performance LED, replaceable LED converter, including through-wiring 3 x 1,5mm².

ASSEMBLY Convenient tool-free installation thanks to the PRACHT CLAMPING SYSTEM. Suitable for ceiling, pendant and mounting rail installation.

AREAS OF APPLICATION Ideal for corridors, cellars, workshops, utility rooms and technical rooms.

Single luminaire, colour temperature 4000 K, R_a>80, IP65, -20°C ... +35°C

Output	Light distribution	Luminous flux	Art. no.	Length	Efficiency
1x23 W	135° wide	3400 lm	5271004	1285 mm	148 lm/W
1x31 W	135° wide	4700 lm	5271005	1525mm	151 lm/W
1x40 W	135° wide	6000 lm	5271015	1525mm	150 lm/W

CE Protection class I according to EN 60598
Ingress Protection IP65
AC 220-240 V 50/60 Hz



FURTHER
INFOR-
MATION



SERVICE
CENTER

ENERGY SAVING POTENTIAL

Example calculation KATLA ECO, art. no. 5271015, 6000 lm

	LUMINAIRE 2X 58 W	KATLA ECO
TECHNOLOGY	T8	LED
LUMINAIRE OUTPUT IN W	128	40
NUMBER OF LUMINAIRES	100	100
SYSTEM OUTPUT IN W	12800	4000
ENERGY COSTS PER KWH	0,30 €	0,30 €
SWITCH-ON TIME DAY IN H	10	10
WORKING DAYS PER WEEK	5	5
WORKING DAYS PER YEAR	250	250
ENERGY COSTS PER MONTH	800,00 €	250,00 €
ENERGY COSTS PER YEAR	9.600,00 €	3.000,00 €
ENERGY SAVINGS PER YEAR		8800 kWh
COST SAVINGS PER YEAR		6.600,00 €



STAY TUNED WITH ALL
NEW PRODUCTS:
CLICK HERE TO SUBSCRIBE
TO OUR NEWSLETTER

NINA ECO

COMPACT ISO-OVAL LUMINAIRES



HOUSING Polycarbonate, impact-resistant, IK07, with integrated LED unit.

LAMP COVER Opalised polycarbonate (PCO), 115° wide-beam.

SEALS Non-ageing silicone seals.

ELECTRICAL COMPONENTS High-performance LED, LED converter.

ASSEMBLY Variable mounting distances thanks to the PRACHT CLAMPING SYSTEM.

Suitable for ceiling and wall mounting with 1-point fixing.

AREAS OF APPLICATION for use in rooms with low ceilings or limited space: corridors, cellars, stairwells, washrooms and changing rooms, technical rooms, garden sheds (protected outdoor areas), control panel lighting.

Single luminaire 225 mm, PC II, colour temperature 4000 K, IP65, R_a>80, -20°C ... +40°C

Output	Art. no.	Luminous flux	Colour temperature	Efficiency
1x8 W	5200010	950 lm	4000 K	119 lm/W




THEN AND NOW

A CLASSIC IN A NEW BODY

FIRST PRACHT ISO-OVAL LUMINAIRE

with housing base made of Duroplast, with glass cover and protective basket.

[PRACHT.COM/100](https://pracht.com/100)



NINA ECO

NEW: Ideal where space is limited - the compact surface-mounted luminaire NINA ECO.

[PRACHT.COM](https://pracht.com)

1953 ... 2024

The journey from a craft business to an innovative lighting manufacturer began with a ship's fixture.
From 1953, PRACHT produced its first luminaires, at that time still using a manual press.

In 2024 PRACHT launches the NINA ECO, another ISO oval luminaire.
100 + 1 years of PRACHT, 4 generations - innovations made in Germany



FLOODY ECO

COMPACT FLOODLIGHT



HOUSING Polycarbonate, impact-resistant, IK07, integrated LED unit.

LAMP COVER Polycarbonate with precise 100° optics.

GASKETS Age-resistant silicone gaskets.

ELECTRICAL COMPONENTS High-performance LED, LED converter.

MOUNTING Easy installation thanks to 1m connection cable.

Suitable for ceiling and wall mounting.

AREAS OF APPLICATION Swivel-mounted floodlight for indoor and outdoor use - ideal for facades, workshops, loading ramps and logistics areas.

Width 265 mm, SK I, color temperature 3000/4000 K, IP65, Ra>80, -20°C ... +40°C

Output	Art. no.	Luminous flux	Colour temperature	Efficiency
1x50 W	5200000	6500 lm	4000 K	130 lm/W
1x50 W	5200005	6500 lm	3000 K	130 lm/W
1x100 W	5200001	13000 lm	4000 K	130 lm/W
1x100 W	5200006	13000 lm	3000 K	130 lm/W



YOU NEED MORE INFO?


ON OUR WEBSITE YOU WILL FIND EVERYTHING
ABOUT OUR LUMINAIRES, INSTALLATION VIDEOS,
DATA SHEETS, BROCHURES AND MUCH MORE

PRACHT SERVICES

CONTACT

Your PRACHT contact persons at a glance.

[pracht.com/en/
contact](https://pracht.com/en/contact)



PINBOARD

Collect relevant content, various products,
catalogs and news articles and use the
pinboard to create your own
LIGHT FOLDER as a sorted PDF document.

SERVICE-CENTER


Everything at a glance -
information and videos about installation,
general product information, legal terms
and contact details for technical and
product-related issues.

www.praecht.com/servicecenter

PRODUCT COMPARISON

Compile products that interest you in
a flexible way and compare the most
important facts at a glance in the overview.

PRACHT.COM



1 MANUFACTURER 4 SEGMENTS OVER 4000 LUMINAIRES

**THE RIGHT LUMINAIRE
FOR EVERY REQUIREMENT**

LARGEST WET ROOM LUMINAIRE PORTFOLIO IN EUROPE

A luminaire range from light for every day use up to tailor-made individual solutions for extreme demands. A portfolio for all requirements.

ECONOMICAL & EFFICIENT

In terms of purchase and maintenance. PRACHT luminaires stand for high efficiency at the best price-performance ratio.

BRAND QUALITY

100 years of experience make PRACHT the first port of call for damp-proof luminaires

GREEN INNOVATION

Transparent sustainability and energy efficiency - Long-life components, recycled materials (REMADE), easy to replace exchangeability of electronics (REUSE) and a high level of material expertise are the hallmarks of PRACHT's sustainable offering

ECO LINE LIGHT FOR EVERYDAY LIFE

**ECONOMIC.
EASY.
EFFICIENT.**

Full LED and RETRO-FIT Luminaires with an unbeatable

- Cellars
- Corridors
- Technical rooms
- Garages

BASIC LINE LIGHT FOR PROFESSIONALS



High-quality, industrial-grade luminaires for easy installation

- Unprotected outdoor areas
- Production areas
- Agricultures
- Logistics
- Underground garages
- Pits
- Car washes
- Corridors
- Side rooms

PRO LINE LIGHT FOR THE EXTREME



Industrial luminaires of the highest quality, durability and robustness. Customizable depending on individual requirements. Warranty 5 Years+

- Demanding industrial areas such as food & beverages
- Potentially explosive areas
- Chemical & noxious gas contaminated environments
- High & low temperatures
- Vandalism protected
- Electroplatings
- Transportation companies

ONE CONNECT LIGHTING SYSTEMS


**STANDARD
BECOME
SYSTEMS**

ONE CONNECT, made from 99% recycled material, turns individual luminaires into a variety of lighting systems and shapes

- Reception & lounge areas
- Offices
- Garages
- Cellars
- Corridors & hallways
- Technical rooms & workshops



PRACHT®



INFINITY
ANY
LUMINAIRE
CAN TURN
INTO A
PRACHT
LUMINAIRE

WITH OUR CIRCULAR FEED-BACK SYSTEM, WE'RE ENABLING THAT EVERY LUMINAIRE CAN TURN INTO A PRACHT LUMINAIRE.

HOW ARE WE DOING THIS?

WE'RE TAKING USED LIGHTS, RECYCLE AS MANY PLASTICS AS POSSIBLE AND USE THEM TO CREATE NEW PRACHT LUMINAIRES. OUR LUMINAIRES HAVE A RECYCLED CONTENT UP TO 99%.

WITH THIS FORMULA, WE ARE PRODUCING INDUSTRIAL LUMINAIRES WHICH REPRESENT 100% QUALITY. OUR INFINITY RANGE EMBODIES EVERYTHING THAT PRACHT STANDS FOR: SUSTAINABILITY, EFFICIENCY, INNOVATION AND THE HIGHEST QUALITY.



Alfred PRACHT Lichttechnik GmbH | PRACHT Lighting Solutions GmbH

Am Seerain 3 | D-35232 Dautphetal-Buchenau/Lahn | Germany | Tel: +49 6466/9140-0 | welcome@pracht.com

pracht.com

video.pracht.com

www.pracht.com/ausschreibungstexte

PREMIUM | **MARKEN**
Partner 